



Fats, Oils and Greases

Please place fats, oils and grease in your household garbage. These materials do not belong down the drain (including garburators), nor in the kitchen bin. They can block your drainage pipes as well as the collection pipes at the processing facility.

Residential used cooking oil in sealed containers can be brought to the Comox Valley and Campbell River Waste Management Centres on Household Hazardous Waste drop-off days.

Visit www.cswm.ca/hhw to learn more.



Help Prevent Contamination

Knowing what is accepted will avoid contamination and keep our system operating smoothly. Collection bins with unacceptable materials will be left at the curb.

- NO plastic bags, plates or cutlery – even those labelled compostable or biodegradable
- NO plastic or foam containers including takeout food containers

Learn more about what goes where at www.cswm.ca/compost.

Questions? Contact us:

Comox Strathcona Waste Management
250-334-6016

For more information on the CSWM service, visit www.cswm.ca

Curbside Food and Yard Waste Guide

ACCEPTED



FOOD SCRAPS & FOOD SOILED PAPER

- ✓ Breads, pasta, rice & noodles
- ✓ Coffee grounds & filters
- ✓ Dairy products
- ✓ Eggshells
- ✓ Meat, poultry, fish, shellfish & bones

- ✓ Fruits & vegetables
- ✓ Paper towels, napkins & plates
- ✓ Pizza delivery boxes & cardboard takeout containers
- ✓ Table scraps & food scrapings
- ✓ Tea bags

YARD TRIMMINGS

- ✓ Flowers

- ✓ Garden trimmings
- ✓ Leaves
- ✓ Non-invasive plants (living or dead/dried)
- ✓ Branches must be no more than 7.5 cm (3in) in diameter
- ✓ Small amounts of clean/untreated wood

NOT ACCEPTED



- ✗ Coffee cups
- ✗ Compostable & biodegradable plastic bags & food containers
- ✗ Disposable coffee pods
- ✗ Flower pots
- ✗ Liquid grease
- ✗ Lumber
- ✗ Rocks, dirt or sod
- ✗ Pet feces or kitty litter
- ✗ Plastic bags & plastic overwrap

- ✗ Plastic wraps
- ✗ Polystyrene foam (e.g. Styrofoam) cups, meat trays or takeout containers
- ✗ Prunings over 7.5 cm (3in) in diameter
- ✗ Glass, metal or rubber
- ✗ Diapers, baby wipes, personal hygiene products
- ✗ Stickers, twist-ties or elastics from produce
- ✗ Fats, oil or greases
- ✗ Invasive plants

KITCHEN BIN LINERS



No plastic or biodegradable/compostable plastic bags or single use items.

Please use newspaper or paper bags (without the plastic liner) to wrap food waste.

3 Simple Steps to Compost Food Waste

1 Collect food waste in your kitchen bin or container of your choice



2 Empty your kitchen bin in your curbside food and yard waste bin, along with your yard waste



3 Place your food and yard waste bin at the curb the morning of your collection day





! LOVE FOOD HATE WASTE





Did you know: 63 per cent of household food waste is avoidable. That means it's food that could have been eaten! Learn more about how to reduce waste before it gets to the bin at www.lovefoodhatewaste.ca.

How to use your curbside food and yard waste service

DO

-  Please refer to your local municipality for curbside set-out times, schedule and volume/weight limits. Download the Recollect app to get collection reminders delivered directly to your phone.
-  Set out your bin even if it isn't full.
-  If lining your curbside or kitchen bins, use a paper product without plastic coating.
-  Peel off produce stickers before placing in kitchen bin to avoid contamination.
-  Reduce odour by cleaning bins with hot water and phosphate-free, environmentally friendly detergent, and/or sprinkle with baking soda.
-  Bring in your bins as soon as possible after collection to avoid attracting bears and other wildlife.
-  Use the "Organics Compost Program" decal to identify your bin for curbside collection.

DON'T

-  No metal, plastic, glass, pet litter, pet feces, biodegradable, compostable, degradable or oxy-degradable bags.
-  Don't set out your bin at the curb the night before collection to avoid attracting bears and other wildlife.
-  Don't use harsh cleaning products when cleaning the bins as this can affect the finished compost.
-  Don't overload your bin. Freeze excess food waste for the next collection.

Visit www.cswm.ca/compost for a complete list of acceptable and unacceptable materials, as well as Frequently Asked Questions to learn more.

Food and Yard Waste Program



Did you know?

Food waste accounts for about 30 per cent of waste landfilled at the Comox Valley Waste Management Centre. This takes up landfill space and creates harmful greenhouse gases.

Comox Strathcona Waste Management, in partnership with the City of Campbell River, Town of Comox, City of Courtenay and Village of Cumberland, is committed to removing food waste from the landfill to reduce the amount of waste and sustainably manage materials.



Food and Yard Waste Program

Your Guide to Curbside Food and Yard Waste Collection